


WASCOMAT FLATWORK IRONERS

IC4819 FFS, IC4825 FFS, IC4831 FFS



Features and benefits

- One-person operation for labor saving.
- 5 fully automatic functions: feed, iron, fold, stack and count.
- Stacker on right hand side.
- Automatic sheet measuring system.
- Maintenance-free ceramic burner for increased gas saving.
- Durable ironing belts of Nomex withstand temperatures above 200°C/392°F.
- Feeding system is retractable to allow ironing of small pieces.
- Frequency controlled drive motor.
- Available in gas, steam and electric.

Main specifications		IC4819 FFS	IC4825 FFS	IC4831 FFS
Capacity*, max. water evaporation**	l/h gal/h	28/31/28 7.4/8.2/7.4	35/41/35 9.3/10.8/9.3	41/48/41 10.8/12.7/10.8
Roller,				
diameter	ø mm/in	480/18 ⁷ / ₈	480/18 ⁷ / ₈	480/18 ⁷ / ₈
length	mm/in	1950/76 ³ / ₄	2540/100	3120/122 ¹³ / ₁₆
Ironing speed	m/min/in/min	1-5.5/39 ³ / ₈ -216 ⁹ / ₁₆	1-5.5/39 ³ / ₈ -216 ⁹ / ₁₆	1-5.5/39 ³ / ₈ -216 ⁹ / ₁₆
Heating, electricity		40	52	63
steam (900 kPa)	kg/h/lb/h	50/110	65/143	80/176
gas	Btu/h	153540	201300	221800
* 50% residual moisture content cotton 180g/m ² and 100% roller utilization (ISO 9398-1).				
** El/steam/gas.				

Electrical connections*			IC6 4819 FFS	IC6 4825 FFS	IC6 4831 FFS
Heating Voltage					
EI	230V 3AC 60 Hz	kW(A)	42 (125)	53.7 (160)	65.4 (180)
Gas, steam					
	230V 3AC 60 Hz	kW(A)	3 (16)	3 (16)	3 (16)
Steam, gas and air connections					
Steam	DN/in		20 ³ / ₄	20 ³ / ₄	20 ³ / ₄
Rec. steam pressure	kPa/psi		900/130	900/130	900/130
Condensate	DN/in		10 ³ / ₈	10 ³ / ₈	10 ³ / ₈
Gas	DN/in		20 ³ / ₄	20 ³ / ₄	20 ³ / ₄
Gas pressure,					
natural gas (G20/G25)	Pa		2000/2500	2000/2500	2000/2500
	in. H ₂ O		8-10	8-10	8-10
propane (G31)	Pa		3000	3000	3000
	in. H ₂ O		12	12	12
Exhaust	ø mm/in		160/6 ⁵ / ₁₆	160/6 ⁵ / ₁₆	160/6 ⁵ / ₁₆
Evacuated air	m ³ /h/cfm		780/459	900/530	1000/589
Pressure drop	max. Pa/in wc		200/0.8	200/0.8	200/0.8
Compressed air	DN/in		15/ 1 ¹ / ₂	15/ 1 ¹ / ₂	15/ 1 ¹ / ₂
Rec. air pressure	kPa/psi		800/116	800/116	800/116
Sound levels					
Airborne sound level		dB(A)	65	65	65
Heat emission					
% of installed power, max.			3	3	3
Shipping data					
Shipping volume		net, kg/lb crated, kg/lb m ³ /cu yds	1610/3542 2175/4785 8/10.5	1860/4092 2480/5456 9.7/12.7	2220/4882 2910/6402 11/14.4
Dimensions in mm					
A	Width		3810/150	4410/173 ⁵ / ₈	4910/193 ⁵ / ₁₆
B	Depth		1730/68 ¹ / ₈	1730/68 ¹ / ₈	1730/68 ¹ / ₈
C	Height		1675/65 ¹⁵ / ₁₆	1675/65 ¹⁵ / ₁₆	1675/65 ¹⁵ / ₁₆
D			2840/111 ¹³ / ₁₆	3440/135 ⁷ / ₁₆	3940/155 ¹ / ₈
E			970/38 ³ / ₁₆	970/38 ³ / ₁₆	970/38 ³ / ₁₆
F			1190/46 ⁷ / ₈	1190/46 ⁷ / ₈	1190/46 ⁷ / ₈
G			1030/44 ¹ / ₂	1030/44 ¹ / ₂	1030/40 ⁹ / ₁₆
H			640/25 ³ / ₁₆	640/25 ³ / ₁₆	640/25 ³ / ₁₆
I			500/19 ¹¹ / ₁₆	500/19 ¹¹ / ₁₆	500/19 ¹¹ / ₁₆
K			500/19 ¹¹ / ₁₆	500/19 ¹¹ / ₁₆	500/19 ¹¹ / ₁₆
1 Control panel			5 Electrical connection		
2 Exhaust connection			6 Compressed air		
3 Steam			7 Gas		
4 Condensate					

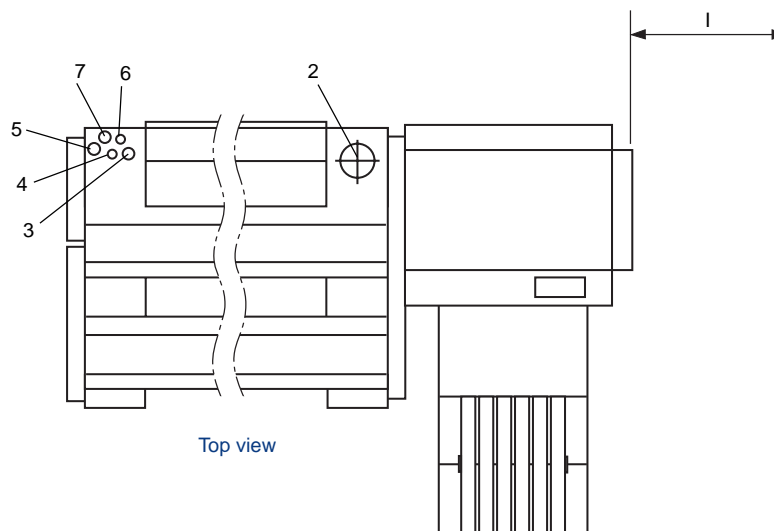
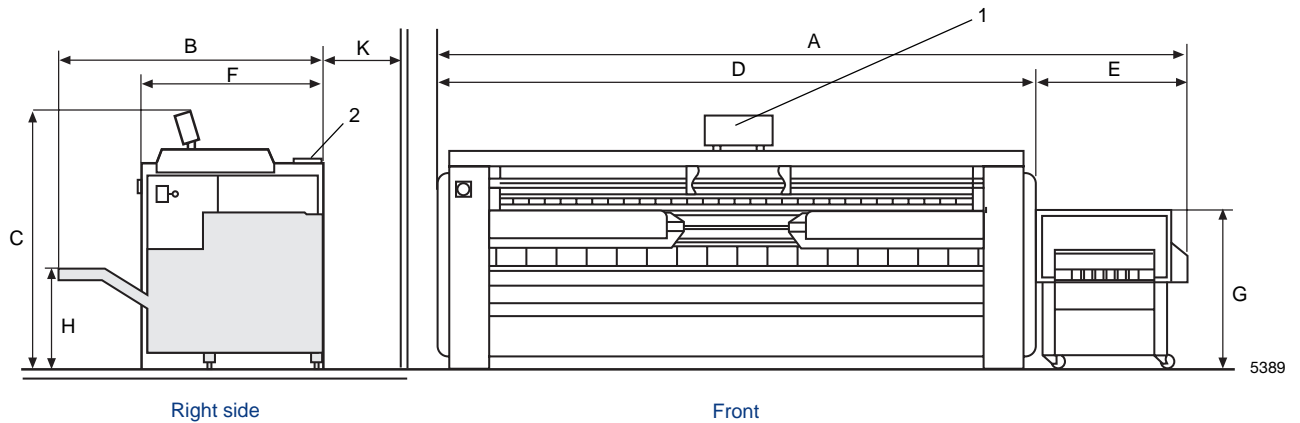
* Other voltages available.

Sheet dimension guide			IC4819 FFS	IC4825 FFS	IC4831 FFS
Type	Weight gr/m ²	Size, m/ft			
Sheet	130-140	standard	•	•	•
	160	2.4x3.1/7.9x10.2	-	•	•
	180	1.8x3.1/5.9x10.2	•	-	•
	180	2.4x3.1/7.9x10.2	-	•	•
	200	1.8x3.1/5.9x10.2	•	-	•
Draw-sheet	200		•	•	•

• = Suitable size.
 - = Not suitable size.

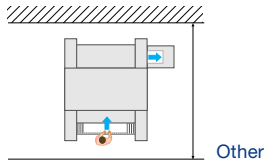
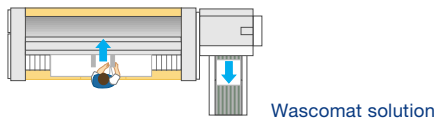
Feeding/folding measures			IC4819 FFS	IC4825 FFS	IC4831 FFS
Feeding width (clamps opening distance)	min. m/in		1.2/47 1/4	1.2/47 1/4	1.35/53 1/8
	max. m/in		1.9/74 13/16	2.5/98 7/16	3.1/122 1/16
Folding width	min. m/in		0.9/35 7/16	0.9/35 7/16	0.9/35 7/16
	max. m/in		3.5/137 13/16	3.5/137 13/16	3.5/137 13/16

Thickness of a folded sheet, mm/in		IC4819 FFS	IC4825 FFS	IC4831 FFS
Size, m/ft	3.1x3.1/10.2x10.2	-	-	80/3 1/8
	2.4x3.1/7.9x10.2	-	80/3 1/8	64/2 1/2
	1.8x3.1/5.9x10.2	40/1 9/16	80/3 1/8	48/1 7/8



Save big dollars per year in labor costs alone

Just one operator – instead of 2, 3 or 4 to feed, smooth, iron, fold, stack, and count, all in one.

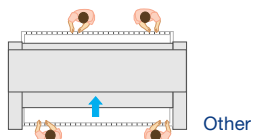
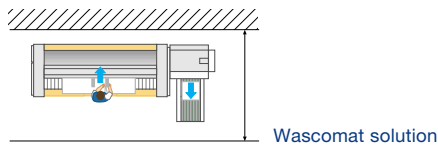


Save on space

Small footprint – requires less than 6 feet from front of machine to wall.

Most conventional ironers are large and require the addition of cumbersome folding and stacking units.

The one-person Wascomat ironer save space with feeding, folding and stacking integrated into one compact unit.

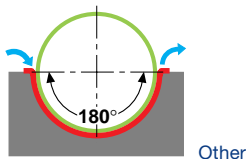
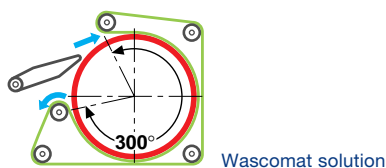


Save on labor

The conventional ironer often requires 2, 3 or 4 operators to feed, receive, fold and stack.

The one-person Wascomat ironer saves on labor with feeding, folding and stacking by a single operator and automation.

Automatic length folding plus up to three crossfolds.



Save on energy

Most conventional ironers are "chest" type with a maximum contact surface of 180°.

Wascomat ironers use heated steel cylinders with a contact surface of 300°. Energy goes to drying and ironing with greatly reduced heat loss over conventional ironers.

Ideal for hotels, motels, caterers, hospitals, health care and assisted living centers, and more.

 **Wascomat**
www.wascomat.com

1-800-645-2204

461 Doughty Blvd., Inwood, L.I., N.Y. 11096-0338 • Telephone: 516-371-4400.
Sales and Administration FAX (US and Canada): 516-371-4204 • e-mail: sales@wascomat.com
Parts and Service FAX (US and Canada): 516-371-4029 • e-mail: parts@wascomat.com
En Mexico: Llame gratis a este numero 010-800-010-1010

We reserve the right to alter specifications without notice.

Art. No. 438 9087-11/03 01.24